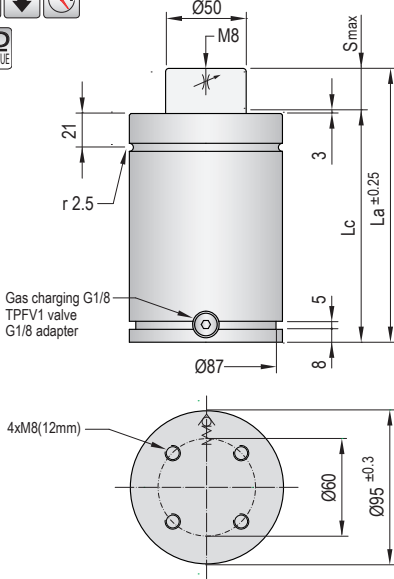


VDI SAFETY

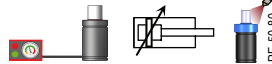


PED
2014/68/EU



Pressure medium	Nitrogen (N ₂)
Max. charging pressure	150 Bar
Min. charging pressure	35 Bar
Rod seal area	19,63 cm ²
Operating temperature	0°C - 80°C
Force increase by temperature	0,33 %/°C
Max. stem speed	20 m/min
Maintenance kit	Kit SR3000
Recommended max. strokes/min	5 - 20 spm

ISO
STANDARD
DIMENSIONS



Required data

Working stroke	(mm)
Press speed	(m/min)
Maximum production rate	(spm)
Gas spring expansion speed	(m/min)



Code	Smax mm	La mm	Lc mm	Fa daN	90% F daN	100% Fc daN	P Bar	V l	Kg
TPSR 3000x25	25	170	145	3000 ±5% (20°C)	3515	3590	150 (20°C)	0,273	5,75
TPSR 3000x38	38	196	158		3645	3745		0,350	6,15
TPSR 3000x50	50	220	170		3725	3840		0,421	6,53
TPSR 3000x63	63	247	184		3805	3935		0,492	6,91
TPSR 3000x80	80	280	200		3855	3990		0,599	7,25
TPSR 3000x100	100	320	220		4050	4230		0,647	8,00
TPSR 3000x125	125	370	245		4105	4290		0,782	8,15

(Other strokes under order)

TPSR

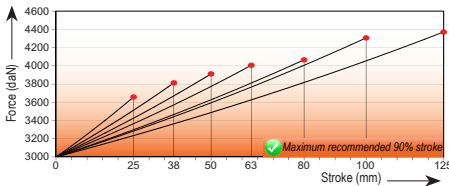
TPSRs

TPNS

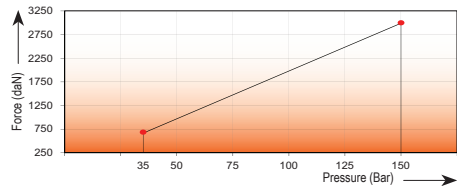
TPHT



Force/stroke ratio



Initial force/charging pressure ratio



Assembly possibilities

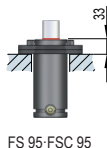
Follow guidelines
Page 287



DROP-IN



SCREWS



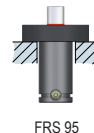
FS 95-FSC 95



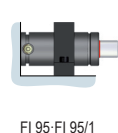
FP 95-FPR 95



FB 95



FRS 95



FI 95-FI 95/1